

DUODJI (Arctic Crafts And Design)

Task name: A right-hand leather mitten

Task maximum points: 100 points

Task time limit: 5 hours, including breaks

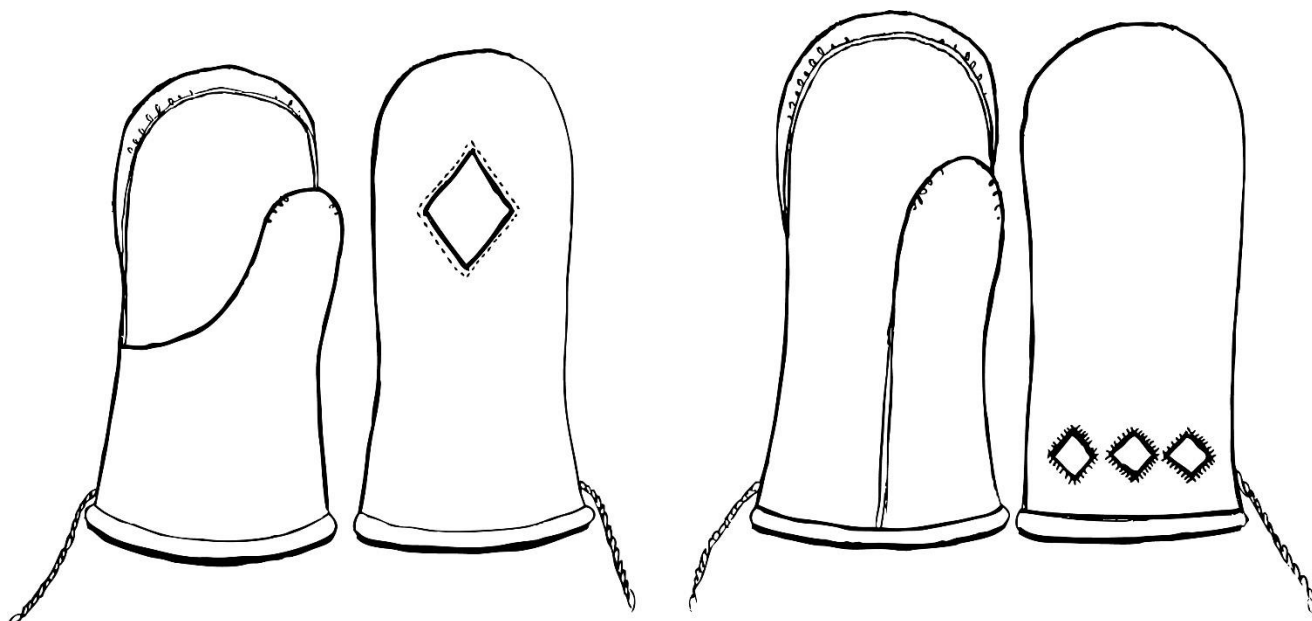
Tuesday 23.3.2021, from 09.00 to 14.00

Task description:

Participant designs and sews a right-hand leather mitten with decoration and edging. The main material for the mitten is traditionally tanned reindeer leather (*sisti*). Decoration is obligatory but free with design and materials.

Participant gets two types of ready-made patterns but can modify them to fit. This must be done before the competition starts.

1. Cut materials.
2. Design and make decoration for the mitten. Keep it simple.
3. Assess and decide how to sew edging.
4. Sew together the mitten with decorations.
5. Due to limited time the mitten does not have to be finished.



Assessment criteria

Health, Environment, Safety and Organization of Work

1-10 points

- Ergonomy.
- Use of proper tools.
- Cleaning and tidiness.
- Safety.
- Taking into account other participants.
-

Cut out parts of leather and cloth

1-10 points

- Economical use of materials.
- Cutting lines.

Decorations

1-20 points

- Accuracy in forms.
- Accuracy in stitching.
- Originality in design.

Hand sewing the mitten

1-20 points

- Stitch length.
- Accuracy in seam allowance.
- Accuracy in gathering (*guohpat*).
- Piping.

Finishing the mitten

1-10 points

- Edging.
- Efficiency.

Aesthetics and fit

1-30 points

- Balance of colors, forms and material.
- Suitability for use.

Materials and equipment for a participant provided by the organizers

- Traditionally tanned reindeer leather (*sisti*)
- Artificial sinew
- Cloths in different colors (red, white, blue, yellow, green)
- Beads in different colors (red, white, blue, yellow, green)
- Wool yarn in different colors (red, white, blue, yellow, green)
- Pewter thread, diameter 0,35 mm (silver color)
- Machine thread (black, white, red, blue, yellow, green)
- Leather needle (*áibmi*)
- Sewing needles
- Thimble
- Sewing machine
- Scissors
- Measuring tape
- Pins
- Patterns



Saamelaisalueen koulutuskeskus
Sámi oahpahusguovddáš
Säämi máttááttáskuávdáš
Sää'mvuud' škooú'l'jemkööškös

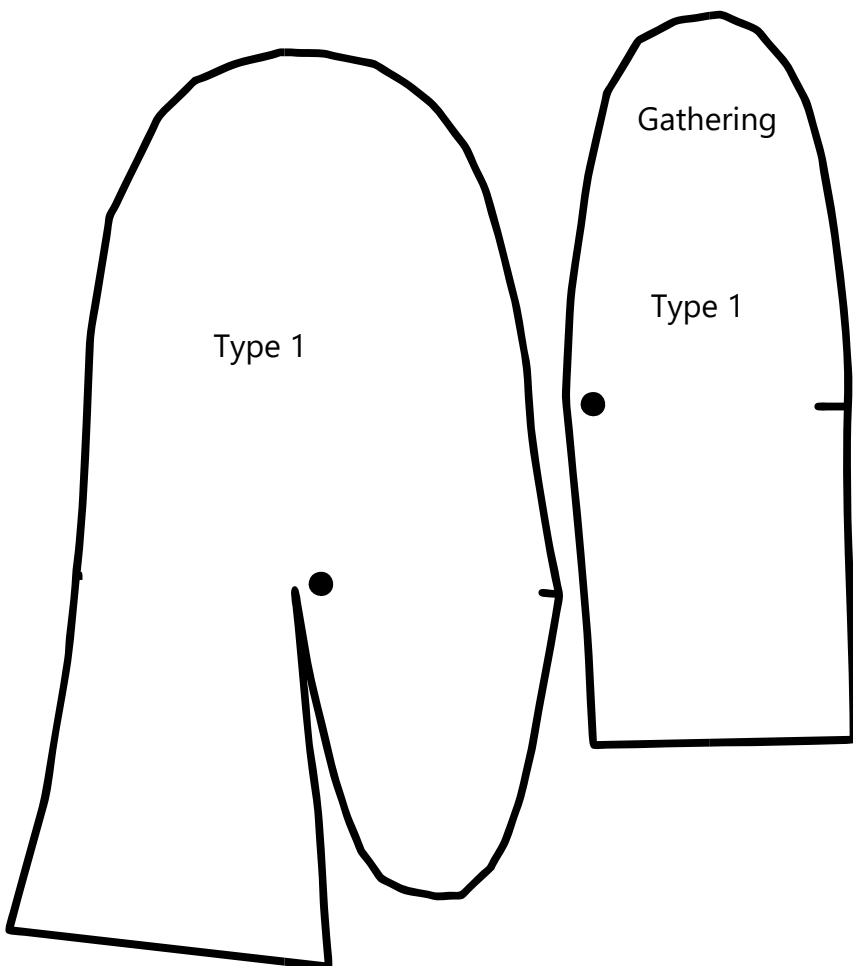
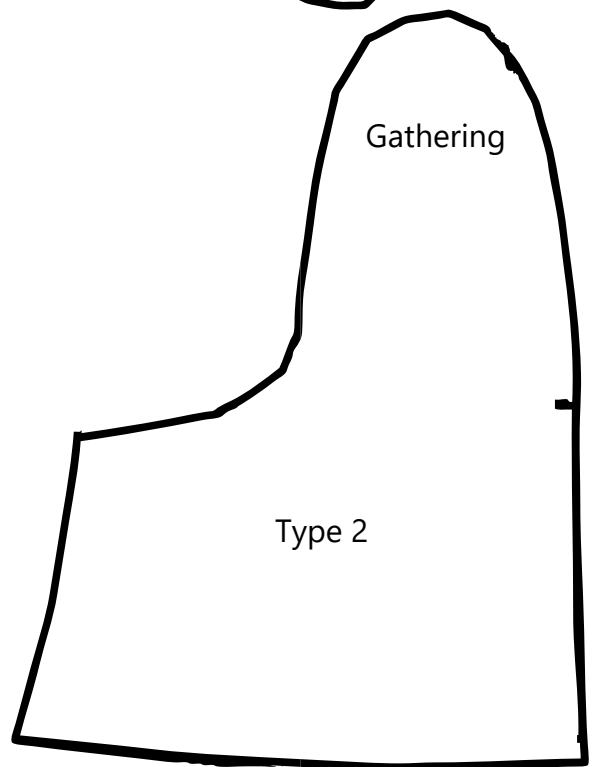
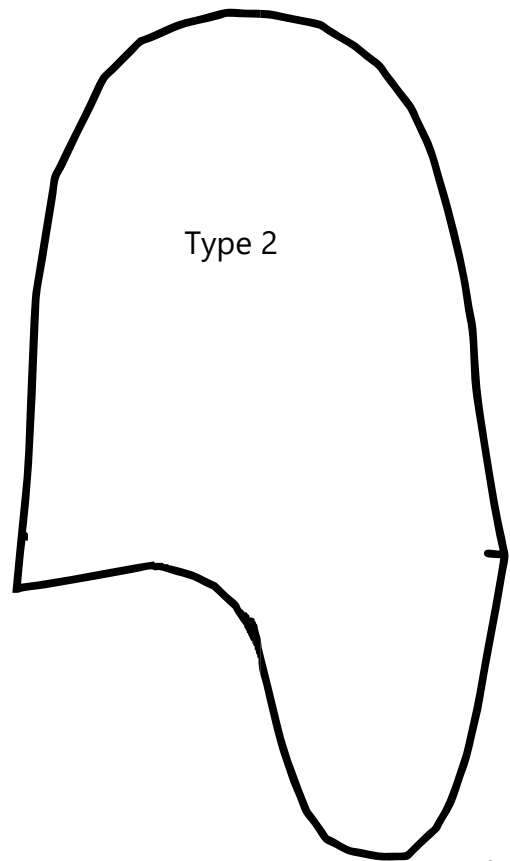
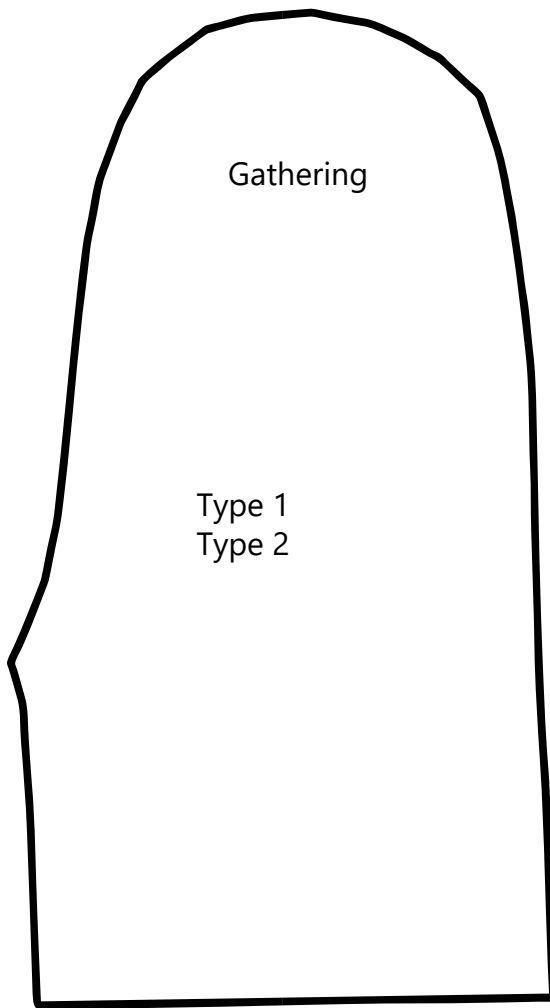
- Example photos for inspiration

- Iron
- Ironing board
- Pencil
- Paper for designing and patterns

Notice! Material for lining is not provided by the organizers.

Participant can bring personal

- Leather needles
- Thimble
- Scissors
- Ribbons for decorating



Patterns not in scale
Approx. 1:2